



What is PressReader?

Previously called Library PressDisplay, PressReader is an online “newsstand” that provides access to over 5,000 newspapers and magazines from 100 countries in 60 languages in full-color, full-page format. The digital version includes the same articles, advertisements, pictures, and notices that you would see in the print version.

How to Access PressReader:

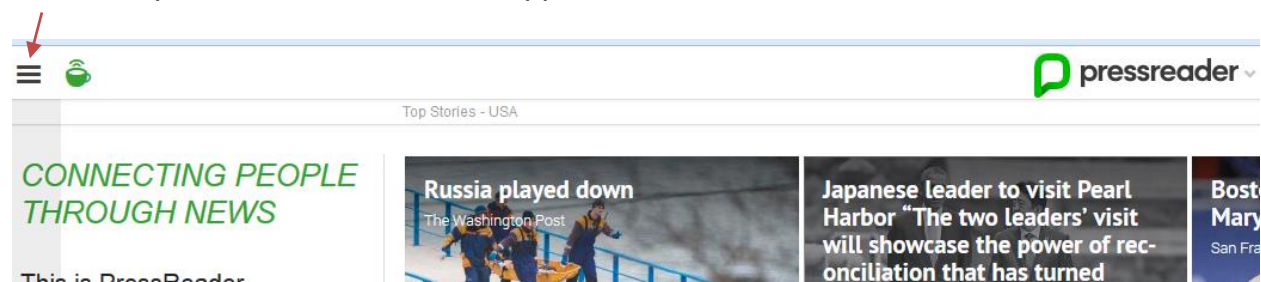
1. From the library’s website, www.lincolnwoodlibrary.org, select **Research & Learning** on the top menu, and then **Quick Links**.
2. Select **PressReader**.
3. If you are outside the library, enter **your Lincolnwood library card number**.

Homepage:

The homepage has a feed of the latest top stories from various publications. This newsfeed is easy to browse: simply scroll right across the screen and new articles will appear in an easy-to-read horizontal stream. To read an article, just click or tap the article title or the little green arrow at the bottom of the article.

How to find a newspaper or magazine?

Click or tap the 3 black lines in the upper left corner.

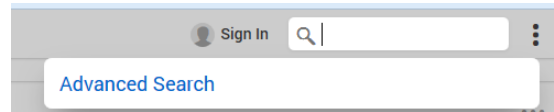


Then select **Publications**.

You can browse by country, language, category, or publication type (newspaper or magazine).

How to search for a specific title or topic:

Type your term(s) in the search box in the upper right corner of the screen.



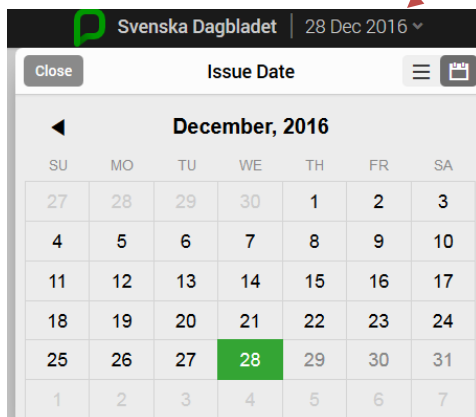
The **Advanced Search** lets you specify country, language, category, or publication type. You can also search for articles by keyword. Check mark one or both:

- **Results located in the headlines.**
- **Results located in the body of the article.**


How to read a newspaper or magazine:

- For example, if you select Greece from **Publications** and **Countries** from the left menu, all the publications of that country will appear on your screen. Click or tap the picture of the publication you want to read to bring up the front page. Then click or tap anywhere on the front page to get the complete paper.
- To read or browse the paper, take your cursor to the right side of the screen and use the arrow that appears to go to the next page.
- You can also browse through the paper using the table of contents on the horizontal bar at the bottom of the screen.

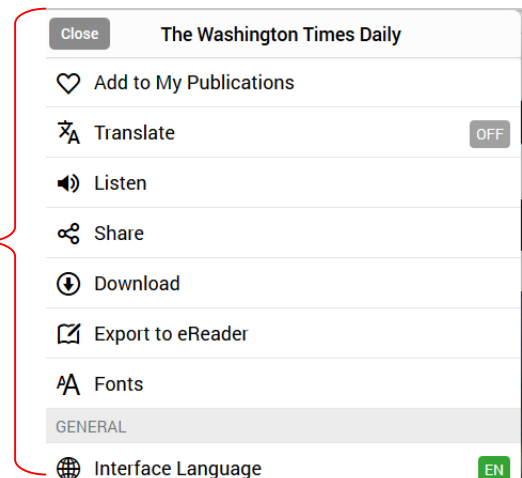
To read an older issue, select the date and arrow next to the publication title, once you have opened an issue.



Available dates will be displayed in bold. The date range varies: for example, only 3 days' worth of back issues are available for the Chicago Tribune, while 3 months' worth are available for the Chicago Sun-Times. Most publications are available for 60 days.



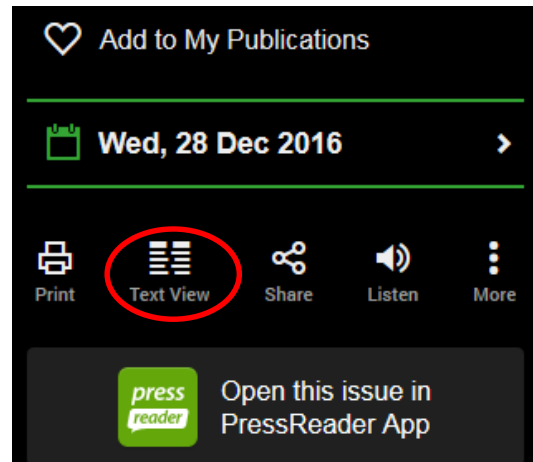
The 3 dots in the upper right corner next to the search box allow you the following choices (available choices will vary depending on the publication):



Upon opening a publication, you'll also see this black square with some of the same choices as the 3 dots menu presented.

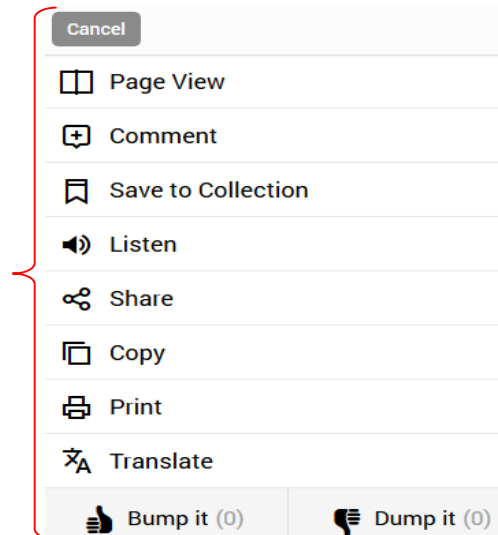
Text view mode displays plain text that can easily be copied and pasted into another document, and includes live (clickable) links for web addresses.

Most, but not all publications, offer this text view mode.



Reading a single article:

Click or tap the article's title to position it for reading. Select this icon in the upper right corner of the article to see the following choices (available choices will vary depending on the publication):



Registering for a free account:

Select **Sign in** upper right corner of your screen.

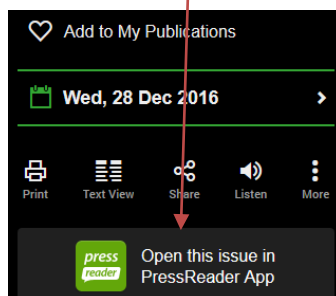
Enter your name and email address.

Once registered, you can:

- Customize your home feed with topics and publications that interest you.
- Set up email alerts so you're notified when certain topics are in the news.
- Share articles with friends on social networks.
- Add your comments to any article.

Reading articles offline on your device:

- When in the Library, connect to the Library's WiFi.
- First time users have to register for a free account:
 - Go to PressReader (see **How to access PressReader** at the beginning of this brochure.)
 - Select **Sign in** in upper right corner of PressReader.
 - Enter your name and email address.
- Download the free PressReader app from the app store.
- Launch the PressReader app. You should see a welcome screen indicating that you've connected to a PressReader HotSpot.
- Browse by country, category, language, or publication type to find a paper.
- Select **Open this issue in PressReader App**, once you have selected the title of your choice.



Note: You must use the Library's WiFi to download new issues.

How to videos:

https://www.youtube.com/playlist?list=PLkODewQQvOerp3ppTwTUL_ArgmM15L3JM

If you would like more help using PressReader, or any other library resource, just ask one of our Information Services Librarians. You can also set up a one-on-one appointment for more detailed instruction by emailing infoservices@lincolnwoodlibrary.org or calling us at 847.677.5277