

Looking for a popular audiobook,
a brand new music album, or a movie
you can watch *right away*?

Try hoopla!

All you need is your Lincolnwood library card.



Check out up to 8 items per month:


- Movies & TV episodes – check out for 3 days
- Music albums – check out for 1 week
- Audiobooks, ebooks, comics – check out for 3 weeks

Items return automatically at the end of the loan period.

Save Time – Choose Favorites!

As you browse or search **hoopla**, click the ♥ icon on the right side of the screen to save interesting titles that you might want to check out later.

Click **My Hoopla** on the top of any page and then click **Favorites** to view the titles you've saved.

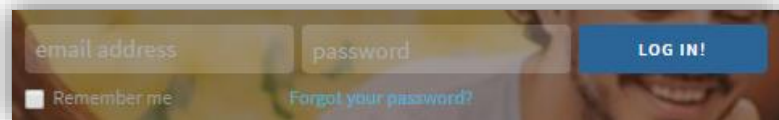


Movies & TV, music, audiobooks,
ebooks, and comics for your
desktop or laptop computer

**No waiting.
No late fees.
Instant access.
Automatic returns.**

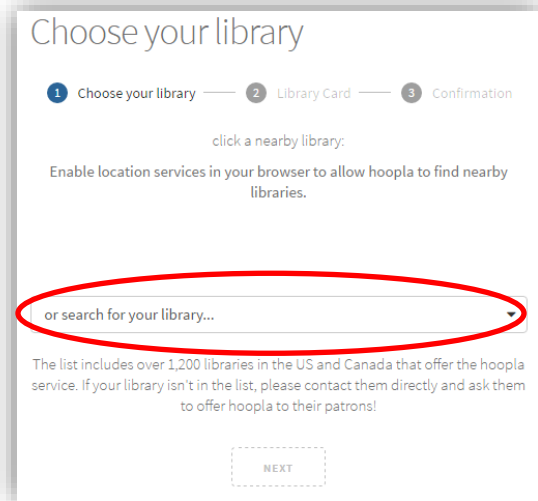
Getting started on your desktop or laptop computer:

1. Visit <https://www.hoopladigital.com/> and click **Log In** if you already have an account.



2. If you do not have a hoopla account, under **New to hoopla?** click the blue **Get Started** button.
3. Create an account using your email address and password, then click **Continue**. The **Choose your library** box will appear.

4. In the **Search for Your Library** box, enter **'Lincolnwood.'** Select **Lincolnwood Public Library** by clicking on it. Then, click **Next**.



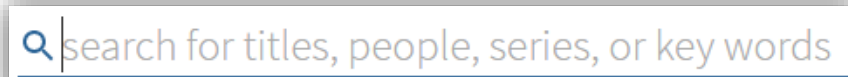
5. When prompted, enter your Lincolnwood library card number in the box provided and click the blue **Next** button.
6. Confirm your account by clicking the blue **Sign Me Up** button – you're ready to borrow!

Playing Video on your Computer

The first time you watch a movie or TV show on your computer or laptop, hoopla may prompt you to download a free video player. For more information, please visit <https://www.hoopladigital.com/support>.

Borrowing & playing eMedia on your computer:

Click on **Search** at the top of any page, then enter a title, person, series or keyword in the space provided:



2. When you find a title you like, scroll over or click on the cover.
3. Click the blue **Borrow** button to check it out instantly.
4. Click the blue **Play** button to stream your selection!

Currently Borrowed titles appear under **My Hoopla**, which can be found at the top of any page. To play a borrowed title, scroll over or click on the cover, then click the blue **Play** button.

Under the hoopla logo, you will see how many more titles remain in your monthly allowance in a red circle.

Not sure what to search for? Try browsing!

- Under **Browse** at the top of any page; you can search titles by format.
- Recommended titles are based on your checkouts and Favorites. To adjust your recommendation settings, click on **Settings** in the upper right-hand corner of any page. Click on the **Select** button to the right of **Recommendations** to make changes.

If you would like more help using hoopla, or any other library resource, just ask one of our Information Services Librarians.

You can also set up a one-on-one appointment at infoservices@lincolnwoodlibrary.org or 847-677-5277 x246.